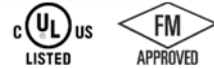


SPRINKLER HUBS

MODELS 850, 851 & 853

The **Shurjoint** Sprinkler Hubs are grooved-end manifold fittings with a number of threaded outlets to accommodate flexible sprinkler hoses. The Sprinkler Hubs can also be used in combination with flexible sprinkler hoses and traditional hard piping depending on your requirements. These fittings work as a hub for multiple flexible hoses and or hard pipe runs, thus reducing the number of headers, drop nipples and fittings required. All outlets are 1" NPT or BSPT. Maximum working pressure 300 psi (20 bar, 2.0 MPa) CWP. cULus listed and FM approved. The C-to-E dimensions conform to ANSI B16.3 Class 150.



For Fire Protection pressure rating, listing, and approval information, refer to Data Sheet B-42 or visit **SHURJOINT** website, www.shurjoint.com for details or contact your **SHURJOINT** Representative.



Before
Single outlet

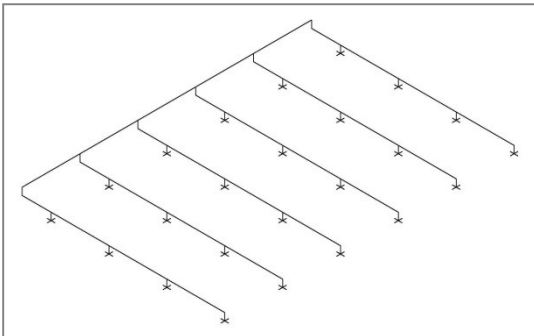


After
Multiple outlets

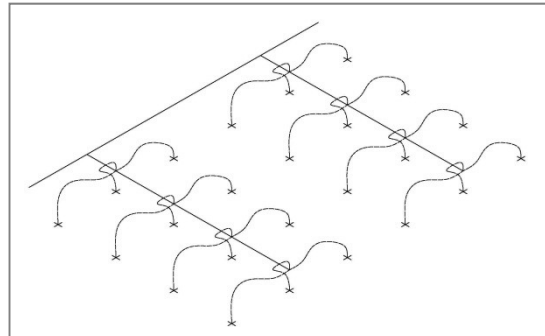


Full warranty terms can be found on www.shurjoint.com

Before
Conventional



After
Using Sprinkler Hubs



MATERIAL SPECIFICATIONS

- **Body:**

Ductile iron to ASTM A536 Gr. 65-45-12 and or ASTM A395, Gr. 65-45-15, min. tensile strength 65,000 psi (448 MPa)

- **Threads:**

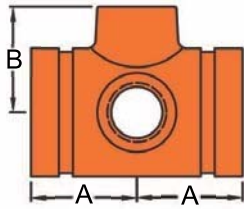
NPT or BSPT (female)

- **Body coating:**

Orange color painted or red RAL3000 color painted. Bare metal with a thin layer of rust-prevention oil

Hotdipgalvanized

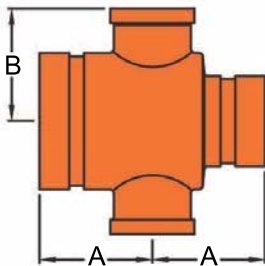
MODEL 850 SPRINKLER HUB - 3 OUTLETS



| Model 850 Sprinkler Hub | | | |
|--------------------------------|------|------|------|
| Size | A | B | N.W. |
| in | in | in | Lbs |
| mm | mm | mm | kgs |
| 2 x 2 x 1 (3) | 2.38 | 2.02 | 2.20 |
| 50 x 50 x 25 (3) | 60 | 51 | 1.00 |
| 2½ x 2½ x 1 (3) | 2.38 | 2.25 | 2.75 |
| 65 x 65 x 25 (3) | 60 | 57 | 1.25 |

(): Number of outlets

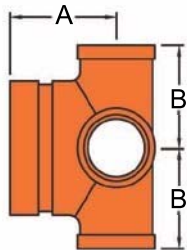
MODEL 851 REDUCING SPRINKLER HUB - 3 OUTLETS



| Model 851 Reducing Sprinkler Hub | | | |
|---|------|------|------|
| Size | A | B | N.W. |
| in | in | in | Lbs |
| mm | mm | mm | kgs |
| 2 x 1½ x 1 (3) | 2.38 | 2.02 | 2.20 |
| 50 x 40 x 25 (3) | 60 | 51 | 1.00 |
| 2½ x 1½ x 1 (3) | 2.38 | 2.25 | 2.65 |
| 65 x 40 x 25 (3) | 60 | 57 | 1.20 |
| 2½ x 2 x 1 (3) | 2.38 | 2.25 | 2.86 |
| 65 x 50 x 25 (3) | 60 | 60 | 1.30 |

(): Number of outlets

MODEL 853 SPRINKLER END HUB - 4 OUTLETS



| Model 853 Sprinkler Hub | | | |
|--------------------------------|------|------|------|
| Size | A | B | N.W. |
| in | in | in | Lbs |
| mm | mm | mm | kgs |
| 1½ x 1 (4) | 2.38 | 1.80 | 1.76 |
| 40 x 25 (4) | 60 | 46 | 0.8 |
| 2 x 1 (4) | 2.38 | 2.02 | 2.20 |
| 50 x 25 (4) | 60 | 51 | 1.00 |
| 2½ x 1 (4) | 2.38 | 2.25 | 2.64 |
| 65 x 25 (4) | 60 | 57 | 1.20 |

(): Number of outlets

General Notes:

- **Pressure Ratings** for fittings conform to the working pressure of the coupling used to join the system.
- **Listed and or Approved Pressures** are pressure ratings for fire protection systems, tested and approved by various approval bodies. Please always refer to the latest approval data posted on the [Shurjoint](http://Shurjoint.com) website.
- **Field Joint Test:** For one time only the system may be tested hydrostatically at 1½ times the maximum working pressure listed (AWWA C606 5.2.3).
- **Warning:** Piping systems must always be depressurized and drained before attempting disassembly and or removal of any components.
- **The 10 Year Limited Warranty** applies to manufacturing defects only and does not cover severe service/temperature applications or wear parts.
- **Shurjoint** reserves the right to change specifications, designs and or standard without notice and without incurring any obligations.